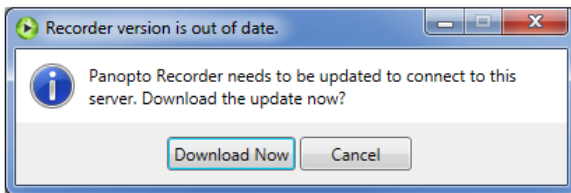


Panopto Recorder Users

On Friday, July 24, 2015 at 8 p.m. EDT, Panopto will make a change in our system that will require all users of the Windows version of the Panopto Recorder to update to version 4.9.

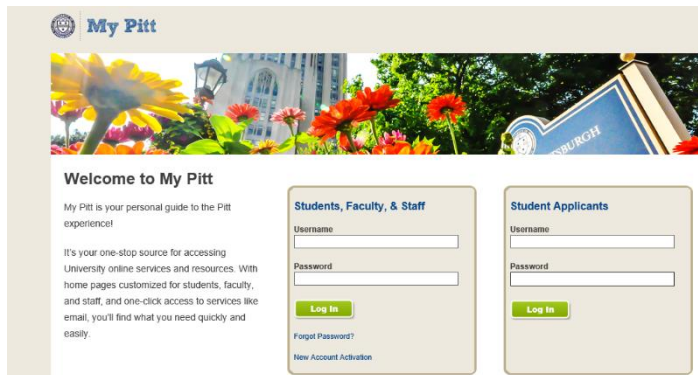
If you don't update your recorder application prior to July 24, you will see the following dialog box the next time you launch the recorder.





Note: You will be unable to upload new recordings until you have upgraded.

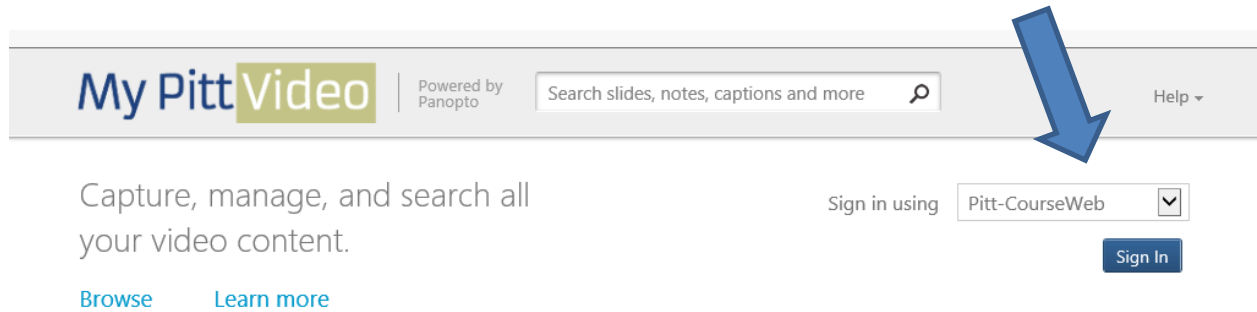
If you would like to upgrade prior to July 24, please follow these step-by-step instructions:

1. **Log in to my.pitt.edu, then select My Pitt Video Login in the bottom right-hand side column.**

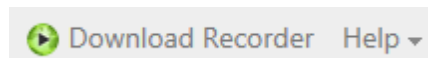


My Pitt Video Login  
Faculty can record their lectures, and students
can view lectures that have been recorded.
[Learn More](#)

2. On the top right-hand side, click Sign in.



3. On the next screen, on the top right-hand side, click Download Recorder.



4. This screen will appear. Click on the Download Installer.



5. This window will appear next. Click Run and follow the instructions to install the Panopto Recorder.



Please contact the Technology Help Desk at 412-624-HELP [4357] if you have any difficulties or questions about this upgrade.

Thank You,

Technology Help Desk

Computing Services and Systems Development

University of Pittsburgh

<http://technology.pitt.edu>

412-624-HELP [4357]